

Professional gas cookers

Self assembly version with a stable structure, designed to function as an independent heat treatment station or a supplementary device in the heating line.

- efficient gas burners in various configurations
- pilot flame
- cast iron grates
- removable igniter bowl
- gas supply G20 or G30
- bottom shelf included



space saving during storage

cost optimization during transport



Stability, durability and durability

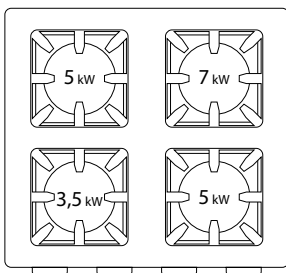


solid module - leg connection

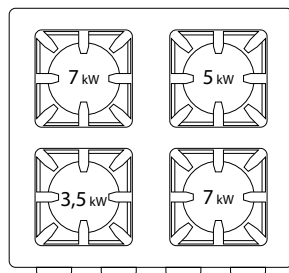


easy to assemble shelf

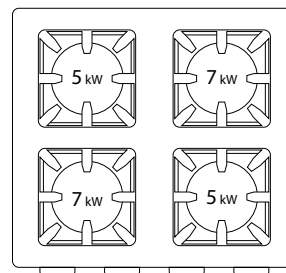
Available models



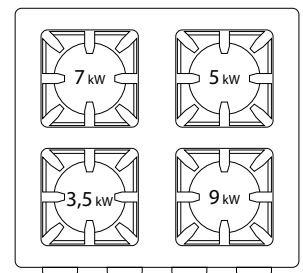
Code	W mm	D mm	H mm	P kW	U
978511	800	700	850	20,5	G20
998511	900	900	850	20,5	G20
978513	800	700	850	20,5	G30
998513	900	900	850	20,5	G30



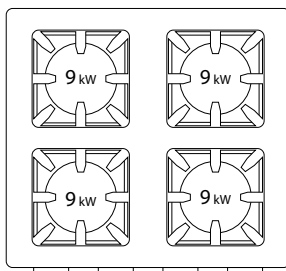
Code	W mm	D mm	H mm	P kW	U
978521	800	700	850	22,5	G20
998521	900	900	850	22,5	G20
978523	800	700	850	22,5	G30
998523	900	900	850	22,5	G30



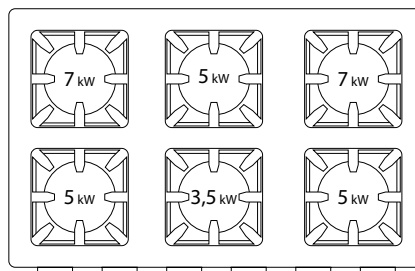
Code	W mm	D mm	H mm	P kW	U
978531	800	700	850	24,0	G20
998531	900	900	850	24,0	G20
978533	800	700	850	24,0	G30
998533	900	900	850	24,0	G30



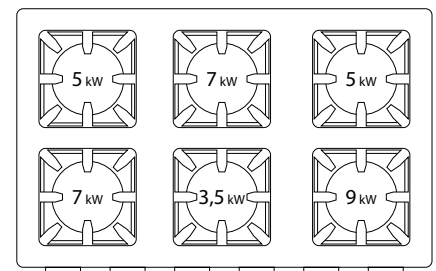
Code	W mm	D mm	H mm	P kW	U
998541	900	900	850	24,5	G20
998543	900	900	850	24,5	G30



Code	W mm	D mm	H mm	P kW	U
998551	900	900	850	36	G20
998553	900	900	850	36	G30



Code	W mm	D mm	H mm	P kW	U
978611	1200	700	850	32,5	G20
998611	1300	900	850	32,5	G20
978613	1200	700	850	32,5	G30
998613	1300	900	850	32,5	G30



Code	W mm	D mm	H mm	P kW	U
978621	1200	700	850	36,5	G20
998621	1300	900	850	36,5	G20
978623	1200	700	850	36,5	G30
998623	1300	900	850	36,5	G30